

# DOOR CLOSERS

**4000 SERIES**  
GRADE 1 - BUILDER PACK

**Taymor**



WITHOUT PLASTIC COVER



	A	B	C	D	E
13-4000AL	11" [280 mm]	1" [25.4 mm]	2-1/4" [57 mm]	2-3/4" [70 mm]	2" [51 mm]

## FEATURES

- UL, c-UL LISTED AND UL10C COMPLIANT FOR POSITIVE PRESSURE
- ANSI A156.4 - GRADE 1
- POWER ADJUSTABLE 1-6
- STANDARD BARRIER FREE OPERATION [COMPLIES WITH ADA]
- STANDARD BACKCHECK, STANDARD SWEEP AND LATCHING SPEED
- NON-HANDED INSTALLATION
- CAST IRON BODY
- HIGH GRADE QUALITY PLASTIC COVER
- STANDARD TRI-PACKED FOR REGULAR ARM, TOP JAMB AND PARALLEL ARM APPLICATION
- RACK AND PINION MECHANISM
- STABLE HYDRAULIC FLUID FOR ANY CLIMATE OPERATION & CONSTANT LUBRICATION FROM -42°C TO +55°C
- 10 YEAR MECHANICAL AND 1 YEAR FINISH WARRANTY



### 4000 SERIES DOOR CLOSER - BUILDER PACK

ADJUSTABLE POWER 1 THROUGH 6 WITH STANDARD BACKCHECK AND BARRIER FREE

MAXIMUM RECOMMENDED  
DOOR SIZE & WEIGHT








48" x 96" - [121 cm x 243 cm]  
266 lbs - [121 kg]

ALUMINUM

13-4000AL

CASE  
PACK

6

4000AL SERIES DOOR CLOSER ACCESSORIES	DESCRIPTION	ALUMINUM	CASE PACK
	DROP PLATE - REGULAR ARM MOUNT	13-A4000DPRAL	10
	DROP PLATE - LOW CLEARANCE	13-A4000DPLCAL	10
	DROP PLATE - TOP JAMB MOUNT	13-A4000DPTJAL	10
	DROP PLATE - PARALLEL ARM MOUNT	13-A4000PAMAL	10
	FRICTION-HOLD OPEN ARM W/P.A.B. MAXIMUM DOOR WEIGHT: 132 lbs (60 kg)	13-A4000FHOAL	10
	CUSH STOP ARM	13-A4000CSAL	10
	CUSH STOP HOLD OPEN ARM MAXIMUM DOOR WEIGHT: 132 lbs (60 kg)	13-A4000CSHOAL	10